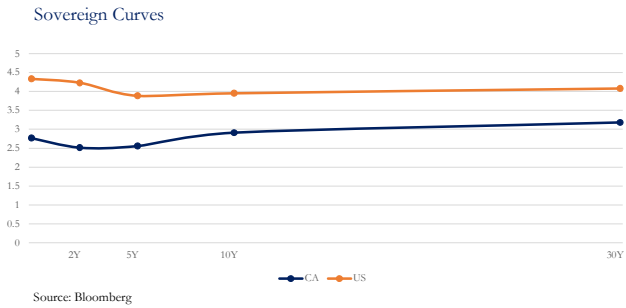
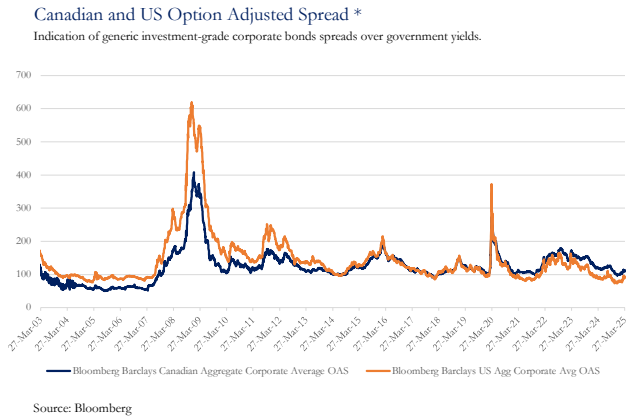


1. Interest Rate

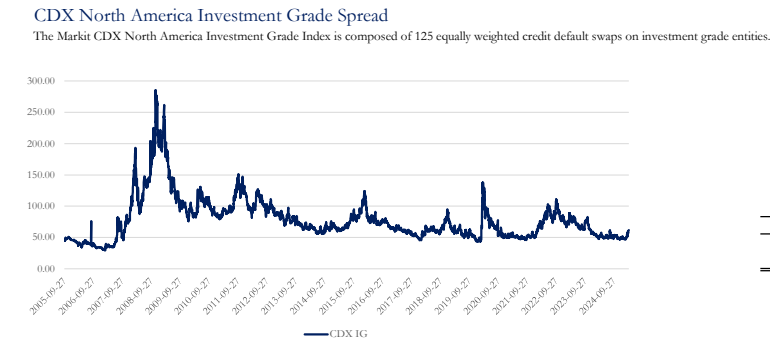


	2025-02-28		2025-03-31	
	CAN Curve	USD Curve	CAN Curve	USD Curve
Overnight	3.000	4.330	2.770	4.330
2Y	2.682	4.086	2.516	4.027
5Y	2.570	3.971	2.559	3.876
10Y	2.850	4.117	2.909	4.076
30Y	3.084	4.527	3.181	4.600

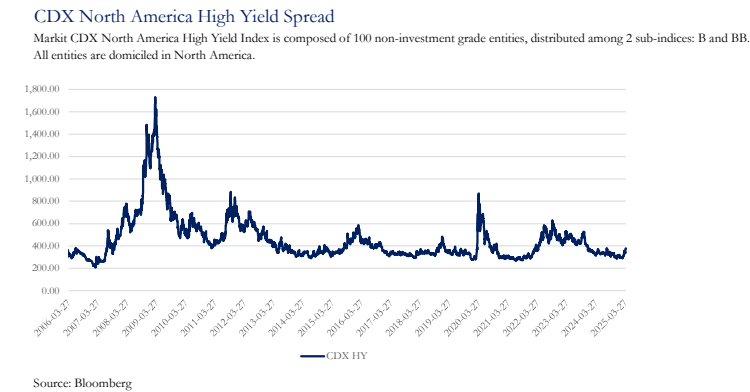
2. Credit



	2024-12-31	2025-02-28	2025-03-31
US OAS	80	87	94
CAN OAS	99	109	113



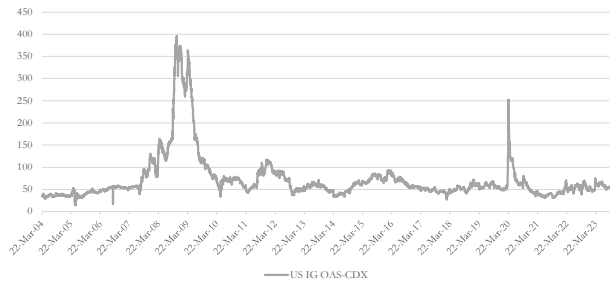
	2024-12-31	2025-02-28	2025-03-31
CDX IG Spread	50	50	62
CDX HY Spread	311	309	376



3. Liquidity

USD OAS vs CDX IG – Spread Differential *

The difference between the spread on US IG corporate bonds and the derivative index. This is often referred to as the basis between the derivatives and cash bond market and is an indicator of the liquidity premium on corporate bonds.

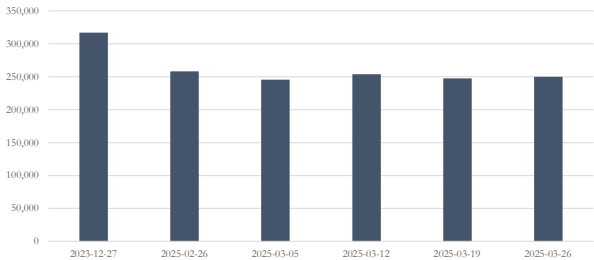


Source: Bloomberg

	2024-12-31	2025-02-28	2025-03-31
US OAS	80	87	94
CDX IG	50	50	62
Difference	30	37	32

Total Assets Held by The Bank of Canada (in Millions)

Growth of assets held due to the purchasing programs enacted by the Bank of Canada



Source: BoC

<https://www.bankofcanada.ca/rates/banking-and-financial-statistics/bank-of-canada-assets-and-liabilities-weekly-formerly-b2/#table>

List of Assets	2023-12-27	2025-03-26
Treasury Bills	0	0
Government of Canada Bonds	271,463	207,808
Real Return Bonds	4,323	4,421
Canada Mortgage Bonds	6,684	5,588
Provincial Money Market	0	0
Provincial Bonds	9,365	7,891
Bankers' Acceptances	0	0
Commercial Paper	0	0
Corporate Bonds	71	13
Advances	0	0
Securities purchased under resale agreements (overnight and term repo)	0	4,013
Derivatives	23,301	18,571
All other assets	1,717	1,718
Total assets	316,924	250,021

* **The option-adjusted spread (OAS)** is the measurement of the spread of a fixed-income security rate and the risk-free rate of return, which is then adjusted to take into account an embedded option. **CDOR** stands for the Canadian Dollar Offered Rate. It's a short-term credit instrument (for securities, notes or loans with a term of maturity of one year or less). **CORRA** stands for the Canadian Overnight Repo Rate Average. Unlike CDOR, which is based on what a number of individuals agree upon, CORRA is determined by actual market transactions. It's an average based off designated inter-dealer brokers, including government of Canada collateral repo trades that happened from 6am to 4pm that day.