

Welcome to the new “new normal”.

Fixed Income.

In a world of near-zero interest rates, traditional fixed income offers:

- Very little income
- Limited upside/hedging
- Potential for significant losses when rates rise

In the past, advisors compensated for low yields by going down the credit spectrum and into more illiquid and opaque investments.

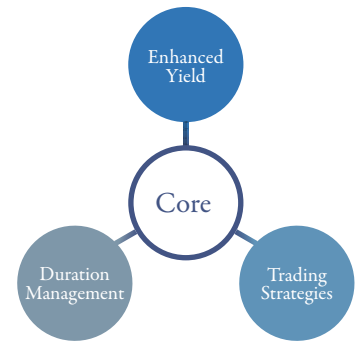
Fixed Income 2.0.

We offer another option: add more of the good stuff.

We build a core corporate bond portfolio and enhance yield through investment grade-credit, manage duration, and seek excess return through trading strategies.

A Core Corporate Bond Fund Plus:

1. **Enhanced Yield.**
Through exposure to investment-grade credit spreads.
2. **Duration Management.**
The expertise and tools to manage interest rate exposures.
3. **Trading Strategies.**
Leverage our expertise and flexibility to capitalize on inefficiencies within bond markets.



The Sum of the Parts:

Enhance yield and return potential through high-quality, transparent and understandable exposures.

- Target yield of 3.5 - 4.5%.
- Investment-grade rated portfolio.
- Weekly liquidity & quarterly distributions.



Brian D'Costa CFA MBA
Founding Partner.
President.



Greg Jeffs CFA
Founding Partner.
Chief Investment Officer.

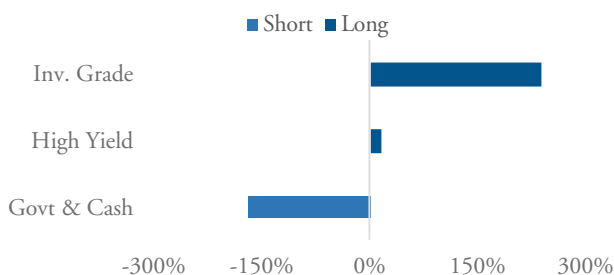


Raj Tandon MA
Founding Partner.
Business Development.



Alexander Schwiersch CFA
Partner.
Portfolio Manager.

Portfolio Breakdown

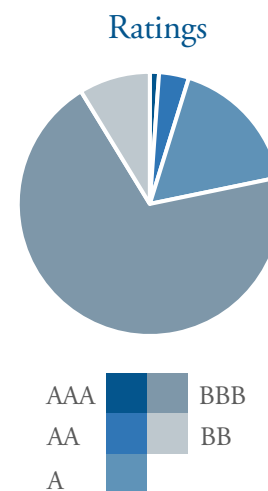
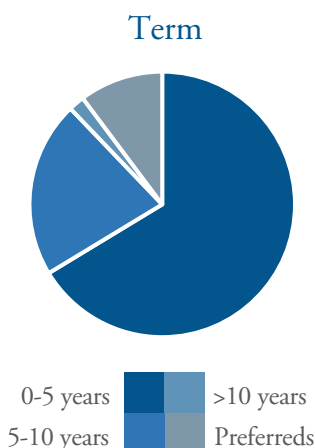
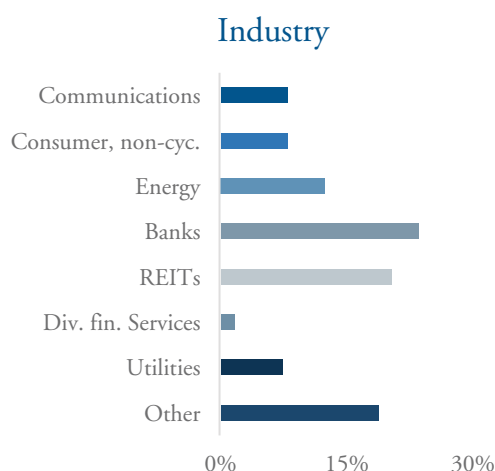


Key Metrics

Portfolio Yield	Interest Rate Duration	Average Term	CR01	Leverage
3.6%	2.2yrs	3.9yrs	7.7bps	1.7x

Portfolio Yield is the weighted average aggregate yield net of borrow cost; IR Duration is an estimate of portfolio sensitivity to 1% change in interest rates; Average Term is weighted average term to maturity of long positions; CR01 is an estimate of portfolio sensitivity for a one basis point change in credit spreads across all credit positions; Leverage based on short positions and borrowed cash as per National Instrument 81-102.

Long Exposures



Fund Details

Fund AUM	\$86.0 million
Firm AUM	\$550.2 million
Management fee	F class: 0.95% A class: 1.45%
Performance fee	None
Fundserv codes	F class: AGQ301 A class: AGQ303
Liquidity	Weekly
Min. initial	\$1,000
RSP eligible	Yes
Offering type	Alternative mutual fund

Returns (F Class)

1 month	3 months	6 months	YTD	1 year	2020
0.95%	-0.15%	4.51%	0.41%	14.68%	10.53%

The information provided in this document is not investment or financial product advice and is not intended to be used as the basis for making an investment decision. This document is not, and does not constitute, an offer to sell or the solicitation, invitation or recommendation to purchase any securities. The information provided may be subject to change and Algonquin does not undertake any obligation to announce updates or changes to the information presented in this document. Algonquin Fixed Income 2.0 Fund is an Alternative Mutual Fund. Investors should read the Simplified Prospectus, Annual Information Form, and Fund Facts Documents and consult their registered investment dealer before making an investment decision. Commissions, trailing commissions, management fees and operating expenses all may be associated with mutual fund investments. An Alternative Mutual Fund is not guaranteed, its value changes frequently and its past performance is not indicative of future performance and may not be repeated. Payment of quarterly distributions is not guaranteed and paid at the discretion of the manager, therefore, it may vary from period to period and does not infer fund performance or rate of return.