

# Algonquin Fixed Income 2.0

## The evolution of bond funds.

Fixed income 2.0 was launched to help Canadians get better outcomes from their fixed income investments.

Our approach is simple: rather than hunt for excess returns in lower-quality securities, we add more of the good stuff. In that, we enhance yield and return potential through additional exposure to high-quality, investment-grade credit.

We do so by employing the tools and strategies used by large institutions and banks. The advantage of these strategies is a greater ability to enhance returns and manage risks.

The result is a product that can offer you more from your fixed income with the security of high-quality, transparent, and understandable holdings.

## Fixed Income 2.0.

1. **Target Portfolio Yield: 6 - 8%**  
Enhance yield through exposure to investment-grade credit spreads.
2. **Proactive Duration Management**  
The expertise and tools to proactively hedge and manage interest rate exposures.
3. **Trading Strategies**  
Seek excess returns by capitalizing on inefficiencies within bond markets.

## The Sum of the Parts:

Attractive income and return potential, regardless of the interest rate environment, through high-quality, transparent, and understandable exposures.

- Investment-grade rated portfolio.
- Daily liquidity.
- Quarterly distributions.

## Management Team



**Brian D'Costa** CFA MBA  
Founding Partner.  
President.



**Greg Jeffs** CFA  
Founding Partner.  
Chief Investment Officer.

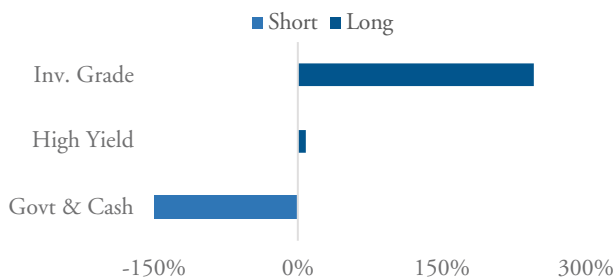


**Raj Tandon** MA  
Founding Partner.  
Business Development.



**Alexander Schwiersch** CFA  
Partner.  
Portfolio Manager.

## Portfolio Breakdown

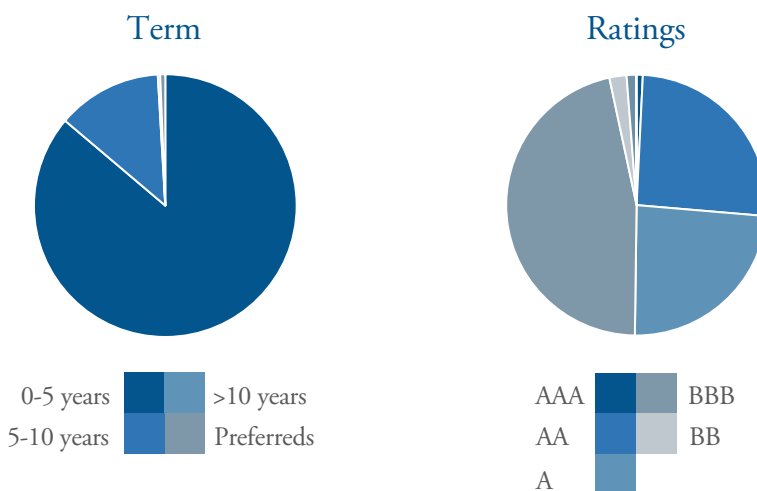
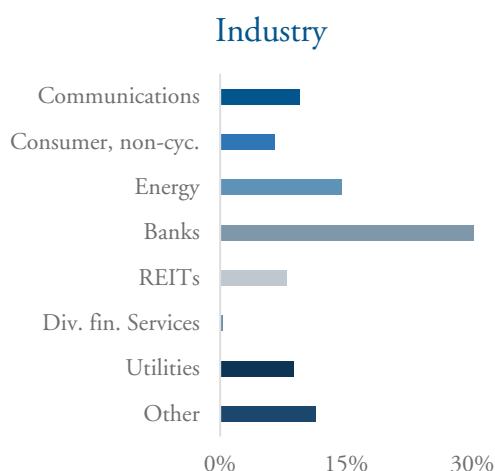


## Key Metrics

Portfolio Yield	Interest Rate Duration	Average Term	CR01	Leverage
8.1%	4.5yrs	2.9yrs	6.5bps	2.3x

Portfolio Yield is the weighted average aggregate yield net of borrow cost; IR Duration is an estimate of portfolio sensitivity to 1% change in interest rates; Average Term is weighted average term to maturity of long positions; CR01 is an estimate of portfolio sensitivity for a one basis point change in credit spreads across all credit positions; Leverage based on short positions and borrowed cash as per National Instrument 81-102.

## Long Exposures



## Fund Details

Fund AUM	\$253 million	
Firm AUM	\$579 million	
Management fee	F class:	0.95%
	A class:	1.45%
Performance fee	None	
Fundserv codes	F class:	AGQ301
	A class:	AGQ303
Liquidity	Daily	
Min. initial	\$1,000	
RSP eligible	Yes	
Offering type	Alternative mutual fund	

## Returns (F Class)

1 mo	3 mo	6 mo	YTD	1 year	2020	2021	2022
-0.05%	-1.75%	-1.92%	2.22%	5.48%	10.53%	2.42%	-6.15%

The information provided in this document is not investment or financial product advice and is not intended to be used as the basis for making an investment decision. This document is not, and does not constitute, an offer to sell or the solicitation, invitation or recommendation to purchase any securities. The information provided may be subject to change and Algonquin does not undertake any obligation to announce updates or changes to the information presented in this document. Algonquin Fixed Income 2.0 Fund is an Alternative Mutual Fund. Investors should read the Simplified Prospectus, Annual Information Form, and Fund Facts Documents and consult their registered investment dealer before making an investment decision. Commissions, trailing commissions, management fees and operating expenses all may be associated with mutual fund investments. An Alternative Mutual Fund is not guaranteed, its value changes frequently and its past performance is not indicative of future performance and may not be repeated. Payment of quarterly distributions is not guaranteed and paid at the discretion of the manager, therefore, it may vary from period to period and does not infer fund performance or rate of return.